




2 Just for fun!

My learning journey:

Reading

- An interview with a collector  Visual Arts (Photography)
 - An article about K-pop dancing  Physical Education (Dance)
-  **Working out the meaning of words and phrases (I)**


Vocabulary

- Hobbies
- Reasons to have hobbies


Language

- Asking for different kinds of information (*Wh*-questions)
- Talking about people, places or things (Indefinite and definite articles)
- Talking about possibility (*Can*)

Listening

- A survey interview about hobbies
-  **Listening for factual information**

Speaking

- Talking about a collection
-  **Short vowels**

Task

I will write an **article** about a hobby.

-  **Using titles and subheadings**



Warm-up

What hobbies do these pictures show? Look carefully and write the answers in the spaces provided.

baking

chess

gaming

photography

reading

skateboarding



1

2



3

4



5

6



Have you tried any of the hobbies above? Work in pairs and tell your partner about the hobbies you have tried or would like to try.

Pre-reading

1 Skim the text.

What hobby is the interview about?



Quickly read the title and the first few paragraphs.

2 Match these words (A–C) with their meanings.

- | | | |
|--------------------------|--------------------------|---------------------------------------|
| A replicas (n) (line 10) | <input type="checkbox"/> | makes something using a special skill |
| B pastimes (n) (line 22) | <input type="checkbox"/> | exact copies of something |
| C crafts (v) (line 43) | <input type="checkbox"/> | things you do because it's enjoyable |

A reporter for a hobby magazine interviewed Selina Wu about her hobby. Read the interview.

My tiny world



1 In Hong Kong, many of us live in small, cramped flats. That's why most Hong Kong teens can't have hobbies that require lots of space at home. Here, Daniel Chan talks to Selina Wu, who collects miniatures.

DC: **2** Selina, what are miniatures?

5 SW: **3** They're very tiny models of things that are much bigger in real life. For example, this picture shows a real doughnut, but the people with the ladders and painting equipment are miniatures. The doughnut lets you see just how minute the models of the people are. My hobby is collecting small-scaled replicas of people and objects and then using them to create different scenes. My friend Frankie is a gifted photographer. He helps me take pictures of the scenes, which I post on my personal blog.

DC: **4** Why do you choose to create scenes with food?

15 SW: **5** I don't always choose food. For example, in this photo, I used a pencil and a book. I just use whatever happens to be around at home. But I like using food because I can eat it after taking the snaps! One time, I used a fresh cream cake to create a ski resort, and another time, I made a forest out of broccoli. Both scenes were 'delicious'! Of course I ate them all afterwards. Photographing miniature scenes created with food enables me to do my three favourite pastimes in one go!

DC: **6** When did you start collecting miniatures?

SW: **7** I started in Primary 6, when my aunt showed me a video on social media about tiny models. Later, she bought me some miniatures for my birthday. Playing with them helped me unwind. This hobby also helped me expand my social circle. For instance, I met Frankie at the school Art Club. We enjoy talking about mini-scenes to create and snapping photos together. The hobby allows me to unleash my creativity — I had no idea about the power of my imagination!



DC: **8** Where do you get your miniatures?

SW: **9** I go to hobby shops or buy them online. I also make my own using a range of materials, like cardboard, paper and plastic, as well as everyday objects like I said earlier. It's a fantastic way to recycle and repurpose materials. Rather than throwing away old packaging or used items, I can use them to create my miniature backdrops. This not only helps reduce waste but also allows me to create unique miniatures. I now have an extensive collection of miniatures, which I store in different boxes on a shelf — one for animals, another for people, and so on. Categorising them makes it easier to find the ones I need.

DC: **10** Who inspires you to create your scenes?

SW: **11** I draw inspiration from the Japanese photographer Tatsuya Tanaka. I often get ideas from looking at his work. Tanaka crafts playful, unusual photos using everyday objects and miniature figures. He shares one photo per day in his online 'miniature calendar'.



DC: **12** Thanks, Selina, for talking about your fascinating hobby.

Values corner

Make good use of your time

Having a hobby is a good use of time. Do you agree? Why?



Grammar in text

We can ask for information by using **wh-questions**.

... **what** are miniatures?

Can you find more examples in the text? Underline them.



Reading skill

Working out the meaning of words and phrases (I)

When we read, we sometimes see words and phrases that we do not know. However, we can guess their meaning by looking for clues in the surrounding text to help us work out the meaning. Read the following paragraph. Underline the clue that helps you answer the question on the right.

Frankie is a **gifted** photographer. He took up photography a year ago. Last month, he won first prize at a photography competition.

What is the meaning of 'gifted'?

- A beginner
- B talented

Answer the questions using information from Reading 1. For multiple choice questions, blacken one circle only.

- 1 According to paragraphs 1–3, Selina Wu _____.
 A creates her models with ladders and painting equipment
 B gives some of her models to Frankie as gifts
 C posts photos of her miniatures on Frankie's blog
 D uses very small objects to create a variety of scenes
- A B C D



2 What does the word 'minute' (line 8) mean?

3 According to paragraph 5, what are Selina's 'three favourite pastimes'?



4 Find a word or phrase in paragraph 5 which has a similar meaning to 'photos'.

5 Who or what does 'them' (line 20) refer to?

6 According to paragraph 7, what are the three benefits of Selina's hobby?

i) _____

ii) _____

iii) _____



7 According to paragraph 7, are the following statements True (T), False (F) or Not Given (NG)?

Statements

T F NG

- i) Selina’s aunt gave her a video about tiny models for her birthday.
- ii) Selina is the president of the Art Club.
- iii) Frankie is interested in both creating and photographing mini-scenes.

8 How does Selina feel when she says, ‘I had no idea about the power of my imagination!’ (lines 30–31)?

- A confused
- B doubtful
- C serious
- D surprised

A B C D

9 What does ‘It’ (line 34) refer to?

10 Based on the information in paragraph 9, complete the following table about creating miniature scenes by writing ONE word in each blank below. Your answers must be grammatically correct.

i _____ used for making miniatures	Benefits of making your own miniatures
<ul style="list-style-type: none"> • Cardboard, paper, plastic, etc. • Objects you can find in your _____ ii _____ life. 	<ul style="list-style-type: none"> • It allows you to recycle old materials and find another _____ iii _____ for them. • It allows you to _____ iv _____ waste. • It allows you to personalise your miniatures and make them _____ v _____.

11 When Selina says, ‘like I said earlier’ (line 34), which paragraph is she referring to?

Paragraph: _____



12 Find a word in paragraphs 9–11 which has a similar meaning to each word or phrase given below.

- i) sorting _____
- ii) full of fun _____

13 Complete the following summary by writing ONE word taken from Reading 1 in each blank. Your answers must be grammatically correct.

Selina Wu’s hobby is collecting and creating ⁱ _____ with miniatures. In the interview, she talks about what she and her friend Frankie do with her huge ⁱⁱ _____ of tiny models. Selina gets her ⁱⁱⁱ _____ for creating miniature scenes from the works of a Japanese ^{iv} _____ called Tatsuya Tanaka. Selina likes to check out his ^v _____ calendar, where he ^{vi} _____ a new photo every day.

Values corner

Work well together

Do you think Selina and Frankie work well together? Who do you work well with and why is this important?

Pre-reading

1 Skim the text.

What is the article about?



Quickly read the title and subheadings.

2 Scan the text.

What is the name of a K-pop group mentioned in the article?



Look for capital letters.

Your teacher gives you an article about K-pop dance. Read the article.

Dance to the beat of K-pop



1 Dancing is a superb way to express your feelings. Hip hop, jazz and breakdancing are all widely popular dance styles. K-pop dancing, in particular, has taken the world by storm in recent years. In this article, you can find out about K-pop dancing — the dance that everyone is **K-razy** about!

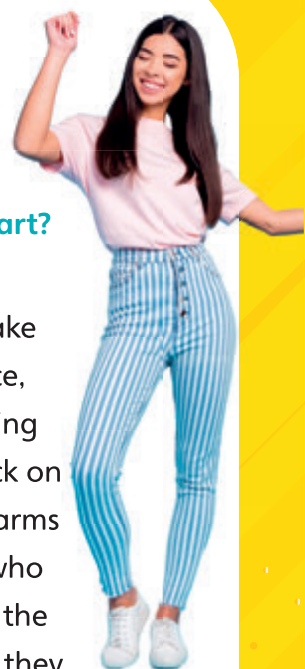
5 What is K-pop dance?



2 It is an energetic dance style that matches the upbeat music of K-pop (Korean pop). Fans of K-pop are often drawn to the infectious beats and catchy lyrics of the music, as well as the flashy and colourful costumes worn by the performers. The movements of the dance are simple, so people can remember them easily. As K-pop dance is usually performed in groups, moving in sync is very important. It requires lots of practice to make sure that every group member is doing the right move at the right time.

20 What sets K-pop dance moves apart?

3 Good K-pop dance moves fit seamlessly with the song's lyrics. Take *Knock Knock* by the girl group Twice, for example. When the members sing the words 'Knock knock', they knock on each other's back and swing their arms like opening doors. Many people who take up K-pop dance like to follow the original dance steps for songs, but they can also explore their creativity by coming up with their own moves. Anyone can be a choreographer!



A K-pop dance fan's view

4 **4** Joey Hak, a Singaporean student, started K-pop
35 dancing a year ago. 'I love dancing to keep fit,' he
says. 'K-pop dancing provides a more enjoyable
experience than other physical hobbies like hiking
and martial arts. It isn't just about the exercise, but
a cool, fun way to make new friends too.'

40 **Where can you practise K-pop dancing?**

5 K-pop dance classes are tremendously popular.
There are also K-pop dance clubs and competitions
in schools or elsewhere which are good opportunities
to perform and outshine others.

45 **6** K-pop dancing is an exciting and vibrant
hobby. Whether you are looking to stay active,
connect with others or simply have fun, K-pop
dancing is an excellent way to achieve all
three. So why not grab your dancing
50 shoes and join the K-pop craze today?

Grammar in text

We can use **definite and indefinite articles** to talk about people, places or things.

*It is **an** energetic dance style that matches **the** upbeat music of K-pop.*

Can you find more examples in the text? Underline them.

Values corner

Work hard to achieve your goal

How does setting a goal help you become good at a hobby?

Lead a balanced life

Exercise is an important part of a balanced life. How do you make sure you get enough exercise?



Comprehension 2



Part A Text analysis Answer the question using information from Reading 2.

Match the paragraphs in the article with their functions. Write the letters (A–F) in the spaces provided.

Paragraph	Function
1	
2	
3	
4	
5	
6	

- A Describe what makes K-pop dance moves special.
- B Describe the main features of K-pop dance.
- C End with a positive comment.
- D Give some examples of places to do K-pop dancing.
- E Give one person's reasons to choose K-pop dancing as a hobby.
- F Introduce the main theme.

Comprehension 2

Part B Use information from Reading 2 to answer the following questions. For multiple choice questions, blacken one circle only.

1 Which phrase in paragraph 1 indicates that K-pop dancing has quickly become very popular in many different places?



2 In paragraph 2, the phrase 'moving in sync' means doing things _____.

- A easily
- B often
- C quickly
- D together

3 According to paragraph 2, why are people attracted to K-pop music?

- i) _____
- ii) _____
- iii) _____
- iv) _____



4 Find a word or phrase in paragraphs 2 or 3 which has a similar meaning to each word or phrase given below.

- i) active _____
- ii) words of a song _____
- iii) start doing _____

5 With reference to paragraph 3, what is the purpose of using *Knock Knock* as an example?

6 According to paragraph 4, which of the following is NOT a reason Joey Hak takes part in K-pop dancing?

- A He finds it fun.
- B He likes to stay in shape.
- C He uses it to expand his social circle.
- D He wants to win competitions.

7 According to paragraphs 3–4, are the following statements True (T), False (F) or Not Given (NG)?

Statements	T	F	NG
i) Only professional choreographers can design dance moves.	<input type="radio"/>	<input type="radio"/>	<input type="radio"/>
ii) Some people consider K-pop dancing as a form of exercise.	<input type="radio"/>	<input type="radio"/>	<input type="radio"/>
iii) Joey Hak takes part in K-pop competitions.	<input type="radio"/>	<input type="radio"/>	<input type="radio"/>

8 Who or what does 'others' (line 44) refer to?

9 What is the tone of the writer in paragraph 6?

- A encouraging
- B entertaining
- C thoughtful
- D worried

10 Complete the following summary by writing ONE word taken from Reading 2 in each blank. Your answers must be grammatically correct.

People love to dance because it is a good way to ⁱ _____ their feelings and stay ⁱⁱ _____. K-pop dancing is fun because it has simple moves that are easy to ⁱⁱⁱ _____. Many people who do K-pop dancing as a hobby like to copy a song's ^{iv} _____ dance moves, but they can also be a ^v _____ by making up their own dance steps. K-pop classes, clubs and ^{vi} _____ provide excellent opportunities to perform and make friends.

A What is the part of speech of each word below? Write the words in the correct spaces.

a) collect	collection		
b) explore	exploration		
c) express	expressive	expressively	expression
d) important	importantly	importance	
e) inspire	inspiring	inspiration	
f) simple	simply	simplify	simplicity

	Noun	Verb	Adjective	Adverb
a)	<input type="text"/>	<input type="text"/>		
b)	<input type="text"/>	<input type="text"/>		
c)	<input type="text"/>	<input type="text"/>	<input type="text"/>	<input type="text"/>
d)	<input type="text"/>		<input type="text"/>	<input type="text"/>
e)	<input type="text"/>	<input type="text"/>	<input type="text"/>	
f)	<input type="text"/>	<input type="text"/>	<input type="text"/>	<input type="text"/>

B Use some of the words from Part A to fill in the blanks below.

- There are many good hiking trails that you can _____ on Hong Kong Island.
- Our team captain is an _____ leader. She always gives a speech before every game to help us believe we can win.
- Let me show you my _____ of model toy cars. I have some that are fifty years old!
- The funny _____ on Joey's face made us all laugh.
- This sentence is difficult to understand. Can you _____ it?
- I took up baking because it's a hobby that I can do by myself at home — and more _____, I love making food.

Hobbies


A calligraphy
B collecting ...

C gaming
D hiking

E ice-skating
F martial arts

G playing the ...
H vlogging

A What hobbies do the following pictures show? Write the letters (A–H) in the boxes.



B Complete the following speech bubbles using some of the words and phrases for **hobbies** from the box above.

My hobby is ¹ _____.
I love exploring the countryside and finding amazing views.

I like ² _____ in my free time. It's exciting to play online with players from around the world.

When I go on holiday, I like to buy a T-shirt as a souvenir, so ³ _____ T-shirts is my hobby.

My hobby is ⁴ _____ drums. I formed a rock band with some friends to make music together.

I want to keep fit and learn how to protect myself. That's why I chose ⁵ _____ as a hobby.

I took up ⁶ _____ recently because I'm interested in traditional culture.

Reasons to have hobbies

- | | |
|-------------------------------------|--------------------------------|
| A develop new skills | E have fun with friends |
| B explore (one's) creativity | F keep fit |
| C feel relaxed | G learn about the world |
| D gain more confidence | H make new friends |

A Match the following statements with the reasons in the box above. Write the letters (A–H) in the spaces provided.

I like my hobby because ...



- 1 I can find out about people, places and things far from home. _____
- 2 I can learn how to do new things. _____
- 3 I can meet new people and get to know them. _____
- 4 I can use my imagination to come up with lots of new ideas. _____
- 5 I enjoy spending time with people I know and like. _____
- 6 I get to exercise regularly. _____
- 7 it makes me believe in myself and what I can do. _____
- 8 it stops me worrying about my problems. _____

B Complete the following conversation using the **reasons to have hobbies** from the box above.

Ricky: I'm so glad that we took up calligraphy together, Emma. A hobby is so much better when you can also ¹ _____.

Emma: You're right! It is fun, and we've had the chance to ² _____ too. Neither of us knew Mia before we started taking the calligraphy class at the community centre.

Ricky: I also love this hobby, because it makes me ³ _____. I can forget about everything and just focus on writing words carefully.

Emma: The community centre offers other classes too. I'm interested in taking a martial arts class. It can help me ⁴ _____ and become stronger.

Ricky: My cousin Eddie does martial arts as a hobby. He used to be very shy. Doing martial arts helped him ⁵ _____ . He's much more sociable now.



Emma: That's great!

Asking for different kinds of information (Wh-questions)

When we want to ask for information, we can use *wh*-words to ask **wh-questions**.

Wh-word	Information	Examples
how	in what way	How do you get to school? By bus
what	things / actions	What is your favourite hobby? Playing the guitar
when	time	When is your birthday? 14th February
where	place	Where do you live? Ma On Shan
which	from a choice of things / people	Which do you want — water or juice? Water
who	person	Who is your favourite sports star? Eileen Gu
why	reason	Why did you choose this hobby? Because it's fun
whose	personal possession	Whose are these shoes? Milly's

Note

Whose is a *wh*-word, but **Who's** (which sounds the same) is the short form for *Who is*.

We can also ask *wh*-questions beginning with question phrases.

Question phrase	Examples
what / which / whose + noun / noun phrase	<p>What hobbies do you have?</p> <p>Which dance studio in Kowloon do you go to?</p> <p>Whose hair clip is this?</p>
how + adjective / adverb / determiner	<p>How old are you?</p> <p>How quickly can you walk?</p> <p>How many boxes are in the storage room?</p>

Let's practise Complete the following questions with the correct '**wh**'-words or question phrases.

- _____ are you going? To the Art Room.
- _____ do you like drawing? Because I'm good at it.
- _____ is this? It's my drawing. I drew my cat.
- _____ is your cat? Six months old — still a kitten!
- _____ times a day do you feed it? Twice a day.
- _____ do you usually play with it? After school.

We can use the verb *to be* or other verbs to form *wh*-questions.

		Examples
Verb to be	put it immediately after the <i>wh</i> -word	Where are my chess pieces? Who was the winner?
Other verbs	<ul style="list-style-type: none"> put the helping verb <i>to do</i> after the <i>wh</i>-word put the main verb after the subject 	When do you go dancing? Why did you leave the band?

When we use *who* or *what* as the subject, we put the main verb after the *wh*-word.

Who **wants** a cupcake?

What **stopped** the game?

Let's practise Write questions for the following interview with a martial arts coach. Start each question with a different '**wh**'-word or question phrase. Remember to use the simple present or simple past in each question.

Reporter: 1 _____

Keith: I took up martial arts when I was ten years old. Before that, I played chess all the time.

Reporter: 2 _____

Keith: Because I wanted to be more physically active and also be fitter and stronger.

Reporter: 3 _____

Kung fu or judo?

Keith: I prefer kung fu.

Reporter: 4 _____

Keith: My aunt encouraged me to do this hobby. She's a kung fu champion.

Reporter: 5 _____

Keith: These days, my job as a coach keeps me very busy, but I usually practise for about eight hours a week.

Reporter: 6 _____

Keith: At home or at the gym.



Talking about people, places or things (Indefinite and definite articles)

When we mention something for the first time or refer to one of many things, we use the **indefinite articles** *a* or *an*. We use them only before singular countable nouns.

	Use ...	Examples
a	before a consonant sound	Tina is a student. She wears a uniform.
an	before a vowel sound	Mr Jones is an artist. He will arrive in an hour.

We use the **definite article** *the* in the following situations and no article in the situations below.

	Use ...	Examples
the	when we have mentioned something before	Susie wore a red hat. She knitted the hat herself.
	when there is only one of a person, place or thing (or it is clear which one is being talked about)	The moon is very bright tonight. I'm going to the library.

	Use ...	Examples
no article	with most proper nouns	Angel Ma lives near Victoria Park in Causeway Bay .
	with certain types of places	The injured student is now in hospital . My sister studies at university .
	with most time expressions	The competition on Saturday starts at eight o'clock .

Let's practise Complete the sentences using **articles**. If no article is needed, write 'x'.

- David wants _____ book about photography. What do you recommend?
- Rita bought me some stamps from _____ Japan for my stamp collection.
- I don't want to go out because _____ rain is getting heavier.
- I have ^a _____ old chess board. My grandpa gave me ^b _____ board when I started learning to play chess ^c _____ last year.



Let's practise Complete *Maisy's email to her brother* using **articles**. If no article is needed, write 'x'.

Hi Paul

How is ¹ _____ university? Are you enjoying living in ² _____ Australia? What's ³ _____ weather like? Here, it has been raining every day. I have to carry ⁴ _____ umbrella with me every time I go out.

Have you planned ⁵ _____ trip to see ⁶ _____ Aunt Mandy in ⁷ _____ Sydney yet? Did you know that she has ⁸ _____ exciting new hobby? She signed up for skateboarding classes! I hope she enjoys ⁹ _____ hobby. Remind her to be careful. Don't forget to buy her ¹⁰ _____ nice gift when you see her.

Lots of love

Maisy

Language 3



Talking about possibility (Can)

We use **can** to talk about possibility.

You **can** sign up for dance classes on the website.

(= it is possible for you to sign up)

I **can't** play with the band today because I didn't bring my guitar.

(= it is not possible for me to play today)



Let's practise Members of the Photography Club have arrived at a theme park to take photos of a fireworks display. Complete the park's notice using '**can**' or '**can't**' and the verbs given.

Sorry, but we have some bad news!

Wonderland Theme Park

- Due to today's bad weather, the fireworks display ¹ _____ as planned this evening — but don't be disappointed! Visitors ² _____ a free ticket to attend a virtual-reality fireworks display at the Tech Zone.
- Outdoor food stalls will all be closed, but Food Street will remain open. Visitors ³ _____ a wide variety of snacks available there.
- Unfortunately, we ⁴ _____ any of our outdoor rides today. However, visitors ⁵ _____ indoor rides at the Adventure Zone.

We hope you enjoy your visit today!

Use each verb or phrasal verb once only:

- enjoy
- find
- get
- go ahead
- open

The following online chat has some mistakes with **articles**, **'wh'-questions**, **'can'** and **'can't'**. Correct the mistake in each numbered line. One has been done for you.

Underline an incorrect word and write the correct word in the space provided.

Mark the position of a missing word with a '^' and write the missing word in the space provided.

1 **Dan:** Hi, Pam! I heard you've begun vlogging? What did you start?

When

2 **Pam:** About the month ago.

3 **Dan:** You already have a blog so did you start vlogging?

4 **Pam:** Because I wanted to increase number of followers on my blog.

5 **Dan:** Who did your followers react?

6 **Pam:** The videos were a instant success. I have more than twice as many followers as before — almost the thousand.

8 **Dan:** Well done! How many videos do you have on a blog?

9 **Pam:** There are six at the moment. You can't watch them on

10 the blog or my vlog. I'm going to record new video

in Kwun Tong this weekend. Do you want to come along?

11 **Dan:** Yes, I do, but I go on Saturday. Is Sunday OK with you?

Pam: That's fine.

12 **Dan:** Why do you want to meet me?

Pam: Let's meet at the bus station. I'll call you when I'm ready.





Listening skill

Listening for factual information

We often need to listen for factual information, e.g. names, numbers. To listen for specific information, we should:

- think about what factual information we need.
- listen carefully for key words that can help us identify the information.

What's your cousin's **name**?

How many badges does he have?

His name is **Tony**.

He has **a hundred and fifty**.



Let's listen

Your friend is conducting a survey about hobbies. He made a recording of his first interview. Listen to the interview and complete the note sheet.



Survey note sheet

- 1 Name of interviewer: _____
- 2 Name of schoolmate interviewed: _____
- 3 Age of schoolmate: _____
- 4 Location of home: _____
- 5 Schoolmate's favourite hobby: _____
- 6 Number of years doing this hobby: _____
- 7 Size of collection: _____
- 8 Place stored: _____



Speaking skill

Short vowels

Most English words contain one or more vowel sounds. Some vowel sounds are short (e.g. *hit*) and some are long (e.g. *heat*). Let's look at the following short vowels.

/æ/	/e/	/ɪ/
back	shelf	pin
fan	friend	tip
/ɒ/	/ʌ/	/ʊ/
knock	fun	put
song	love	good

The most common short vowel is the schwa sound /ə/. It is used in unstressed syllables.

about

collect

exercise

number

An unstressed syllable is pronounced more softly than a stressed syllable in a word.

A The first word in the following pairs of words has a short vowel. Listen to the pairs of words and repeat them.

- bed bead
- cut cart
- fit feet
- man main
- shop sharp
- spot sport

B Listen to the following conversation. Pay attention to the underlined words. Then practise saying the underlined words.

- Riya:** What's in your bag?
- Joey:** It's my collection of comic books.
- Riya:** Can you let me take a look, please?
- Joey:** Sure! Please be careful with them.
- Riya:** Don't worry! I'll take extra care with them.
- Joey:** I think you'll like them very much.

Work in pairs and read aloud the conversation.



Task

Write an article about a hobby



The editor of the school magazine wants you to write an article about your favourite hobby for next month's issue. Write your article.

STEP 1 Get ready

Let's look at the genre and work out the audience, purpose(s) and style for this task. Tick the correct boxes.

G.A.P.s.

Genre: Article

Audience:

- hobby shop owners
- students
- teachers

Purpose:

- to describe a hobby
- to explain why a hobby is enjoyable
- to report on a hobby's popularity

Style: informal semi-formal formal

An article about a hobby is usually _____.


- informative positive serious

STEP 2 Read and analyse

- A The editor of the school magazine gives you a similar article from last month's issue. Read the article below and complete the guidelines with the phrases given on the next page. Write the letters (A–E) in the spaces provided.

SDL

1 Fun with photography!



2 Photography is a great hobby! I took it up only a month ago and it's already my favourite activity. Let me tell you how you can join in the fun of taking photos.

3 What do you need to get started?

You don't need an expensive, professional camera to take good photos. Nowadays, you can use a smartphone. Today's smartphones have cameras with many different functions. You can use them to help you make your photos look creative.

4 How can you share photos with others?

A popular place to share photos is on social media sites such as Instagram. If you have a personal blog, you can set up a webpage for your photos. I have a 'Gallery' page on my blog where I put all my best photos.

5 The best places to take photos

Places like Art Lane in Sai Ying Pun and Tai O on Lantau Island are terrific locations for taking photos. However, if you're creative, you can take wonderful photos anywhere.

Photography is a good hobby as it's fun and it helps you explore your creativity. I love it!

5

10

15

20

A Give a closing comment, e.g. reason(s) why photography is a good hobby.

B Give some relevant details for each aspect of the hobby.

C Introduce the article, e.g. by saying something about the topic of the article and what readers can expect to find out about it.

D Use a short, eye-catching title.

E Use a subheading for each aspect of the hobby.



Writing skill

Using titles and subheadings

- When we write an article, we usually use a title (i.e. heading). A good title is eye-catching so it makes the reader want to read on. It also gives a clue to what the article is about (i.e. the topic). Look at the following title and underline the clue to the topic.

Fun with photography!

- Subheadings help organise the article by summarising the ideas that follow. You can use a question or a short phrase as a subheading, e.g.

What do you need to get started?

The best places to take photos

- B** Look back at the article in Reading 2 on pages 34–35. Choose an appropriate alternative title and subheadings for the article. Write the letters (A–G) in the spaces provided. Two letters are not used.

Title / Subheadings

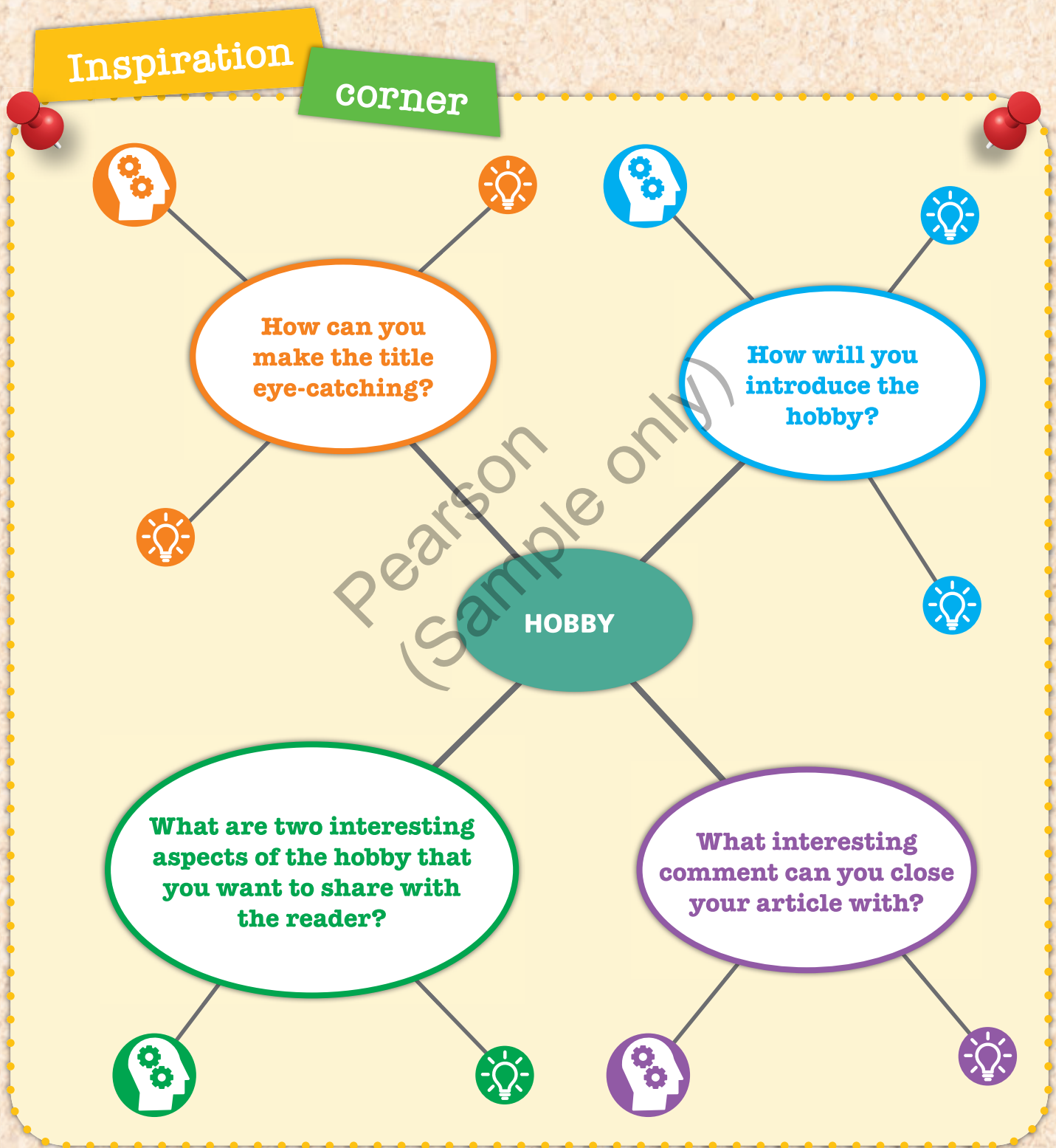
- _____ Dance to the beat of K-pop
- _____ What is K-pop dance?
- _____ What sets K-pop dance moves apart?
- _____ A K-pop dance fan's view
- _____ Where can you practise K pop dancing?

Alternative title / subheadings

- Everything you need to know about K-pop dance
- Meet the best K-pop dancers
- Reasons to take up K-pop dance
- The basics of K-pop dance
- What makes a good K-pop dance move?
- Where to learn K-pop dance
- Why are K pop groups so popular?

STEP 3 Brainstorm

Here are some useful ideas, words and phrases to help you with your writing. You can also look at the Vocabulary section and the Task Sheet for words to use.



Describing hobbies

- ... is a good hobby for people who ...
- People who have good ... skills might like to try ...
- I'm ... so I often choose hobbies that I can do with others / with my friends / on my own.
- After school, I like to ... so all my hobbies involve ...



Describing the qualities needed for different hobbies



- A good ... needs to be ... / have ...
- When you ..., you need to concentrate / pay attention to detail.
- You need to be / have ... to do / play the ... well.

Describing how a hobby makes you feel

- I feel ... when I ...
- I'm transported to another world when I ...
- I forget about all my worries when I ...
- I feel appreciated when I ...



Giving a closing comment

- Hobbies help us explore ...
- Hobbies can help us become / have ...
- We should all try ...



STEP 4 Write

Write your article.

STEP 5 Evaluate

Read your article and tick the statements below that you agree with. Revise your article if necessary.

G.A.P.S.

- I know the purpose(s) of writing the article.
- My article appeals to my intended audience.
- I used a semi-formal, informative and positive style in my article.

You can also ask a friend to evaluate your article!

Content

- I included information about my favourite hobby.
- I explained why I enjoy this hobby.

Organisation

- I included an eye-catching title and clear subheadings.
- I included an opening paragraph that introduces my favourite hobby.
- I used separate paragraphs to talk about different aspects of my hobby.
- I used a closing paragraph with an appropriate closing comment to end the article.

Language

- I used *wh*-question words and / or phrases appropriately.
- I used articles appropriately.
- I used *can* to talk about possibility.

Vocabulary Bank

Hobbies

baking (*n*) p. 29

chess (*n*) p. 29

gaming (*n*) p. 29

K-pop dancing (*n phr*) p. 34

playing the ... (*n phr*) p. 38

vlogging (*n*) p. 38

breakdancing (*n*) p. 34

collecting ... (*n*) p. 30

hiking (*n*) p. 35

martial arts (*n phr*) p. 35

reading (*n*) p. 29

calligraphy (*n*) p. 38

drawing (*n*) p. 40

ice-skating (*n*) p. 38

photography (*n*) p. 29

skateboarding (*n*) p. 29

Reasons to have hobbies

develop new skills (*v phr*) p. 39

expand one's social circle (*v phr*) p. 31

gain more confidence (*v phr*) p. 39

keep fit (*v phr*) p. 35

make new friends (*v phr*) p. 35

explore (one's) creativity (*v phr*) p. 34

feel relaxed (*v phr*) p. 39

have fun with friends (*v phr*) p. 39

learn about the world (*v phr*) p. 39

Words and phrases related to doing hobbies

craft (*v*) p. 31

practise ... (*v*) p. 35

take up ... (*v phr*) p. 34

create ... (*v*) p. 30

share ... (*v*) p. 31

form a ... band (*v phr*) p. 38

sign up for ... classes (*v phr*) p. 43

Other vocabulary

catchy (*adj*) p. 34

craze (*n*) p. 35

express (*v*) p. 34

flashy (*adj*) p. 34

inspire (*v*) p. 31

outshine (*v*) p. 35

seamlessly (*adv*) p. 34

unleash (*v*) p. 31

choreographer (*n*) p. 34

dance studio (*n phr*) p. 40

extensive (*adj*) p. 31

gifted (*adj*) p. 30

miniature (*n*) p. 30

pastime (*n*) p. 30

snap (*n*) p. 30

unwind (*v*) p. 31

coach (*n*) p. 41

everyday (*adj*) p. 31

fascinating (*adj*) p. 31

infectious (*adj*) p. 34

model (*n*) p. 30

repurpose (*v*) p. 31

tiny (*adj*) p. 30

Self-assessment

How much have you learnt in this unit?
Go to the online platform to find out!